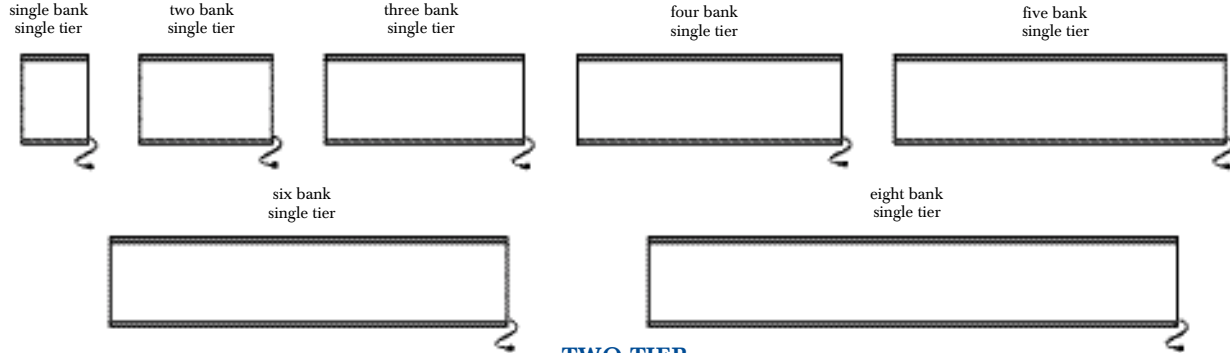


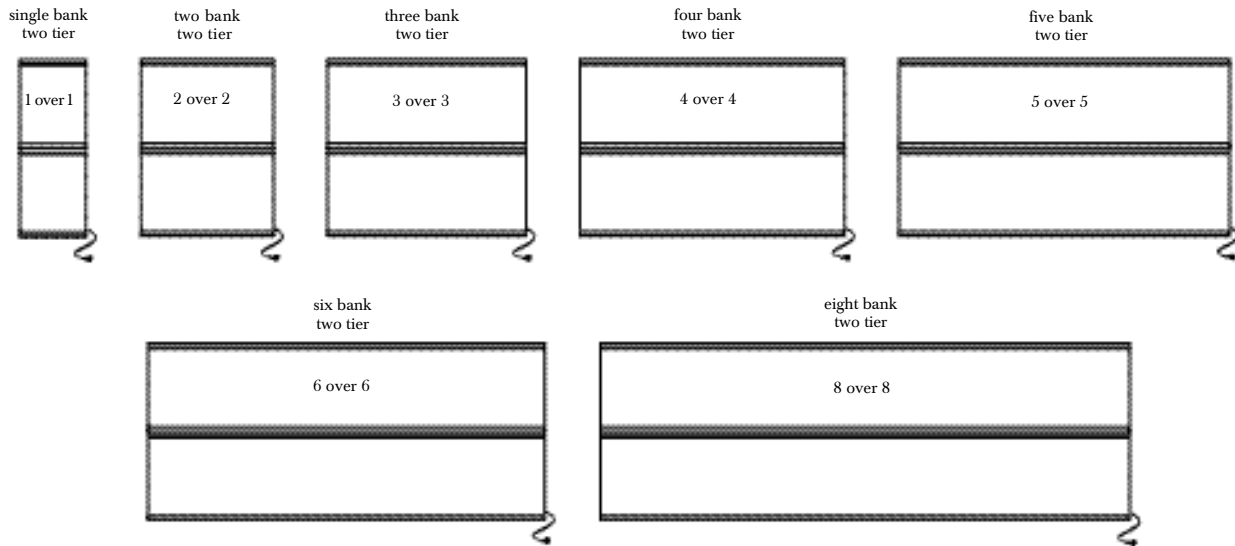
GENERAL INFORMATION



SINGLE TIER



TWO TIER



Standard cords are 6' - 3 conductor NEMA 5 - 15P line cord.

Standard cord position: Lower right hand side when facing unit.

Standard Electrical: 120volts 60Hz AC

Switch type and position vary depending on models chosen.

All multiple bank units (up thru 6 bank) have one piece continuous plexiglass

8 bank units have two pieces of Plexiglas™ each four banks long.

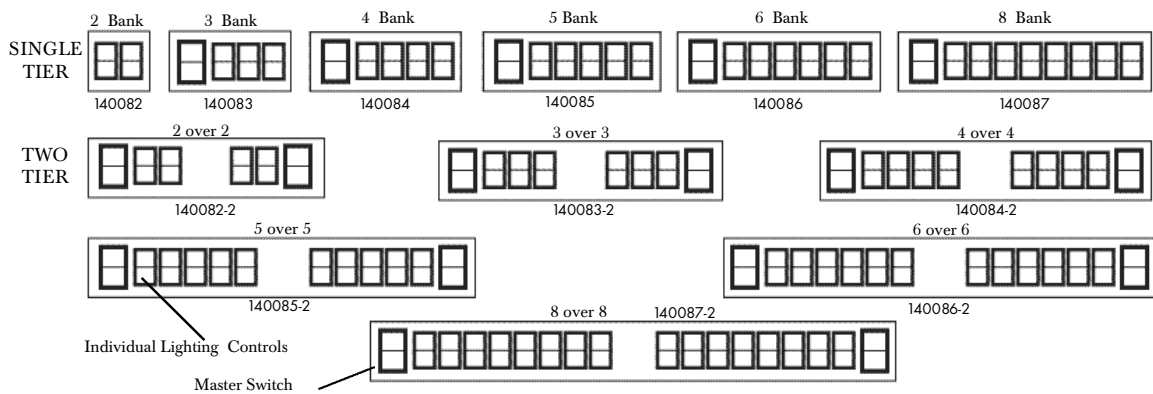
Optional cluster switches are available for all multiple bank single or two tier illuminators. (see page B-30 for details)

OPTIONAL ILLUMINATOR ACCESSORIES

CLUSTER SWITCH BOXES : Controls individual lighting in viewing sections from one central location. The Switch boxes are mounted on the bottom center of the illuminator (unless otherwise specified when ordering). For *Illuminators three bank and larger* switch boxes have a master switch for each tier and individual switches for each section. **Note:** Not UL listed in all applications.

MUST BE FACTORY INSTALLED (specify option when ordering)

STANDARD CONFIGURATION OF OPTIONAL CLUSTER SWITCH BOXES



VIEWING AREA	APPROX SHIP WT	CATALOG NO. STANDARD	REMOTE (W/8' CABLE)
2 Bank	5 lbs	140082	140092
3 Bank	5 lbs	140083	140093
4 Bank	5 lbs	140084	140094
5 Bank	5 lbs	140085	140095
6 Bank	5 lbs	140086	140096
8 Bank	5 lbs	140087	140097



VIEWING AREA	APPROX SHIP WT	CATALOG NO. STANDARD	REMOTE (W/8' CABLE)
2 over 2	8 lbs	140082-2	140092-2
3 over 3	8 lbs	140083-2	140093-2
4 over 4	8 lbs	140084-2	140094-2
5 over 5	8 lbs	140085-2	140095-2
6 over 6	8 lbs	140086-2	140096-2
8 over 8	16 lbs	140087-2	140097-2

ELECTRICAL INTERCONNECT: Multiconductor cable with male and female plug terminations for electrically interconnecting special custom illuminator arrangements (i.e. for use with corner modules or hinge kit units)

Catalog # 140280 **MUST BE FACTORY INSTALLED** (specify option when ordering)

HOSPITAL GRADE PLUGS: Satisfies local electrical codes requiring a line plug that is designed for high abuse hospital environment.

CATALOG # 140281

OPERATING ROOM OPTION: Testing and selection of ballasts with the lowest possible leakage to ground. Ideal for use with ground fault detection systems.

NOTE: Illuminators supplied with this option are not explosion proof.

# OF VIEWING SECTIONS	CATALOG #
1	195A
2	195B
3	195C
4	195D
5	195E
6	195F
8	195G

SHELVES FOR SURFACE MOUNTED ILLUMINATORS: Custom built 3/4" thick formica shelf.

CATALOG # 68H Specify length and depth when ordering.



BRACKET FOR 68H: Optional bracket for mounting 68H custom shelves.

CATALOG #68HB Consult factory for quantity needed